

AKKO

A

1

EM

2

90

3

A

4

P

5

10

6

D12

7

W16

8

L100

9

Z01

10

H

11

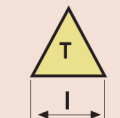
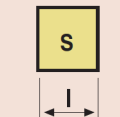
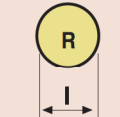
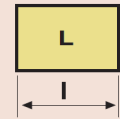
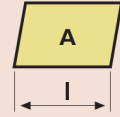
2 Kesiş Stili / Cutter Style

FM: Yüzey Frezeleme Takımları - Face Milling Tools
EM: Alın ve Yüzey Parmak Frezeleri - End Face Milling Tools
CM: Pah Kırma Parmak Frezeleri - Chamfering End Milling Tools
HM: Helis Parmak Frezeleri - Helix End Milling Tools
TSM: T Kanal Frezeleri - T Slot Milling Tools
HFM: Yüksek İlerleme Frezeleme Takımları - High Feed Milling Tools
PMR: Küresel Uçlu Parmak Frezeleri - Ball Nose End Milling Tools

3 Freze Yanaşma Açısı / Lead Angle

90° - 75° - 60° - 45°
20° - 15° - 11° - 5° - 0°

6 Kesme Kenar Uzunluğu / Cutting Edge Length



4 Uç Tipi / Insert Shape

C	D	E	K
L	R	S	T
V	W	A	B
H	M	O	P

5 Serbest Uç Açısı / Clearance angle of Insert

A	B	C
D	E	F
G	N	P

7 Takım Çapı / Tool Diameter

8 Montaj Formu ve Çapı / Assembly Form and Diameter

A, B, C, D,: ISO'ya göre montaj formu / Assembly form to ISO
C: Silindirik Şaft / Cylindrical Shank
W: Weldon

9 Takım Boyu / Tool Length

10 Etkili Diş Adedi / Number of Effective Tooth

11 İçten Soğutmalı / With Coolant Hole

