

S

1

T

2

F

3

C

4

R

5

12

6

C

7

A

8

16

9

1 Sıkma Tipi / Method of Mounting of Insert



C



P



S

2 Uç Tipi / Insert Shape



C

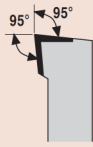


S



T

3 Yanaşma Açısı / ToolHolder Shape



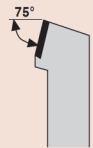
L



S



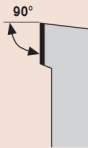
F



R



K



G



W



T

4 Serbest Uç Açısı / Clearance angle of Insert



C

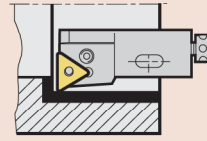


P

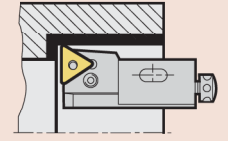


N

5 Kesme Yönü / Cutting Direction

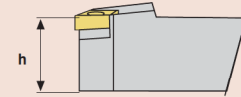


R



L

6 Kesme Kenar Yüksekliği / Cutting Edge Height



7 Kartuş Kodu / Cartridge Code

C
(Kartuş / Cartridge)

8 Kartuş Tipi / Type of Cartridge

A
(ISO 5611)

9 Kesme Kenar Uzunluğu / Cutting Edge Length

